


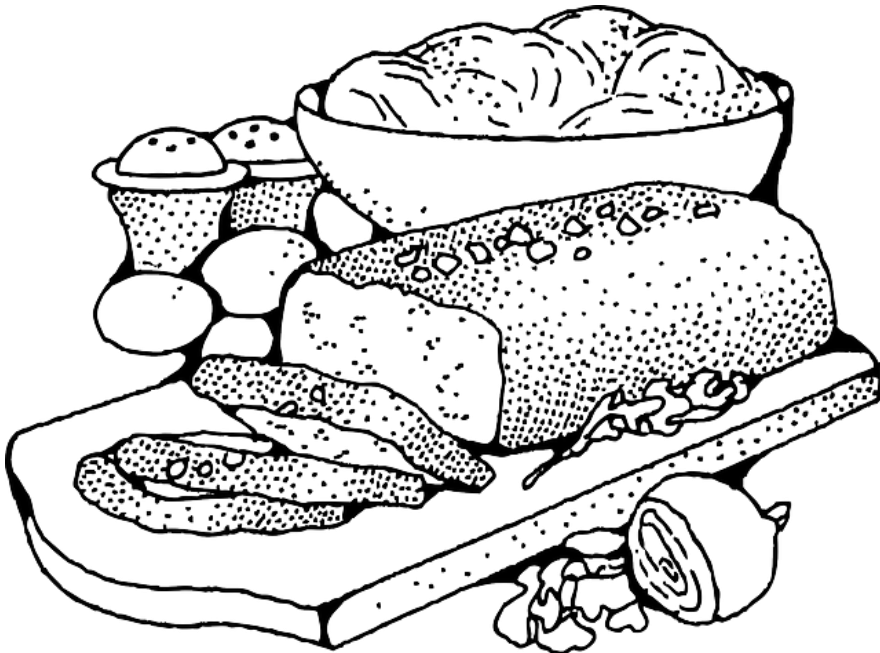


Class Wear



French Topic Book 1
Food



Mon nom est...

*My name is.....

Update

The workbook is for you to dip in and out of as and when you can, it is not meant to be done all at once and you can tackle the activities in any order.

So far this year you have explored:

Autumn 1 st	Autumn 2 nd	Spring 1 st	Spring 2 nd	Summer 1 st	Summer 2 nd
Getting started Greetings, numbers, colours, days of the week	My Family Naming family members He/she/they	Animals Finding names Size and colour Simple phrases (use 'et')	Vehicles Finding names Size, colour and number Simple phrases	Food Finding names Le/la sorting Likes/dislikes	My home Different homes Rooms, Stories

You have all been working really hard on starting to learn French. The last time we were all together you were able to respond to and offer a greeting, and you could recognise colours, size and some numbers to describe things.

You began using 'et' (and) to extend your descriptions and you were moving on from labelling pictures to making simple phrases with nouns and adjectives.

Targets

To learn and recall at least 8 food words.

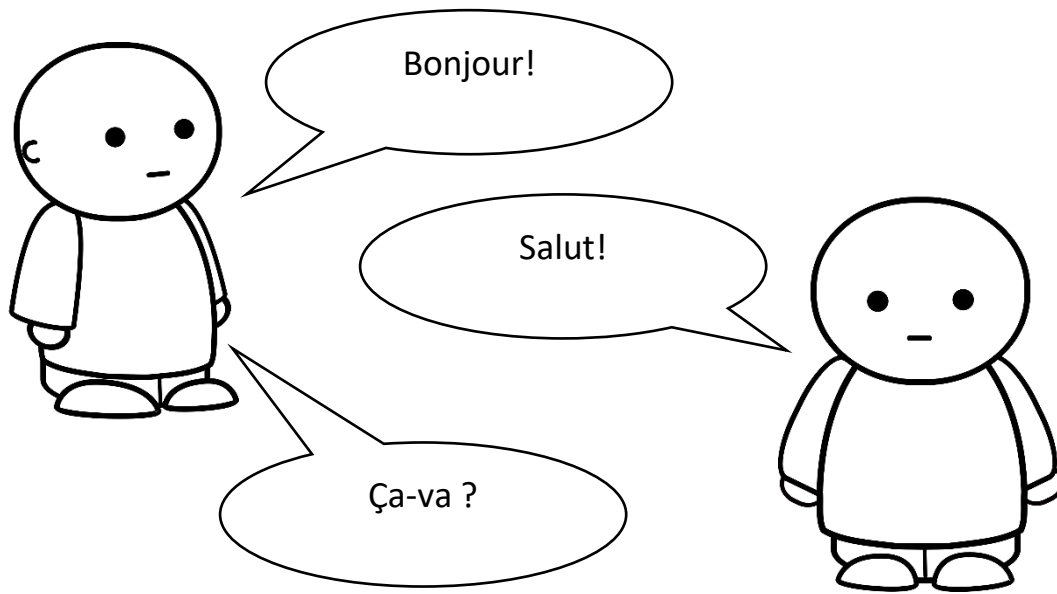
To recognise food words in simple phrases.

To recall and use colours with increasing confidence.

To correctly match images and French words.

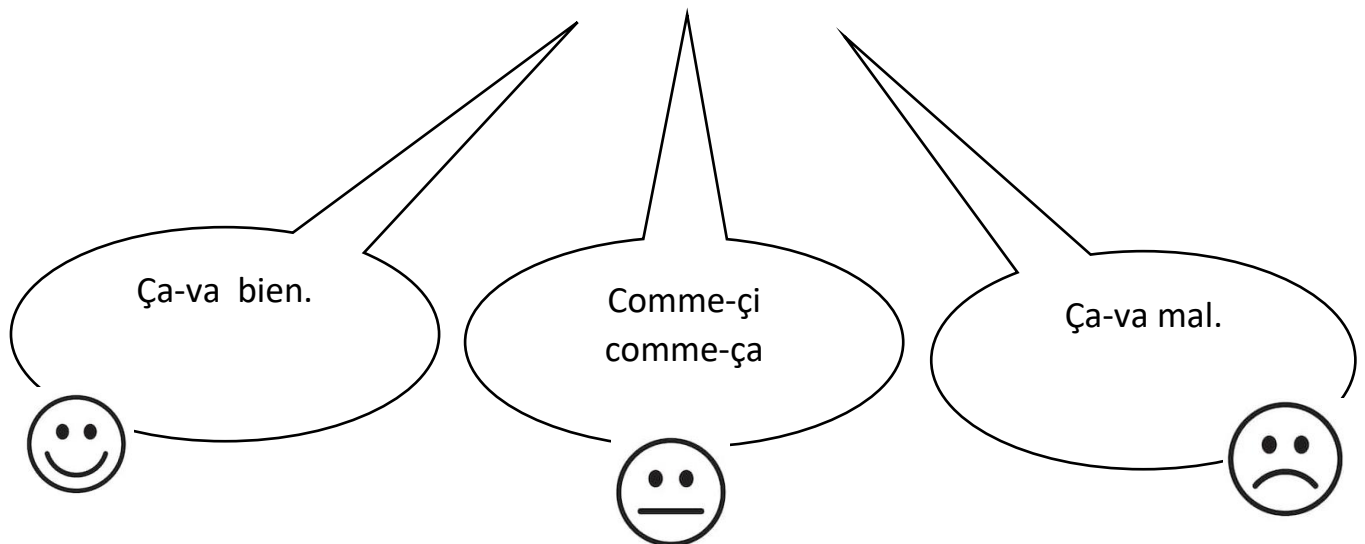
To be able to express an opinion in French.

But first.....some revision!



Do you remember the difference between Bonjour and Salut? Which one would you use with friends and people you know?

Ça-va means, 'how are you?' Can you remember the three replied we used?



Why not have a go and see if you can make a greeting with someone in your home?

Y3 extension: If you have answered the greeting and said how you are feeling, you could ask the other person by adding 'et toi'? (and you?) to your answer.

Les couleurs

How many colours can you remember?

Blanc (white)	Jaune (yellow)	Orange	Pêche (peach)
Rose (pink)	Rouge (red)	Violet (purple)	Bleu
Vert	Brun or marron (brown)	Gris (grey)	Noir (black)

(*Note to parents, we look at masculine and feminine spellings later once colours are secure to avoid confusion)

Task 1

Go around the room and point to items and say their colour in French.

Year 2 try to say 4 colours without looking at the words.

Year 3 try to say 6 colours without looking at the words.

Task 2

It is	C'est
-------	-------

Instead of pointing and saying 'vert' can you now add 'c'est in front to say C'est vert' (It is green)

- Find 3 blue things and say " C'est bleu" (It is blue)
- Find 3 red things and say " C'est rouge " (It is red)
- Find 3 green things – what would you say?
- Find 2 white things – what would you say?



Optional task – word loop

This game will help with your recall skills. You will need a grown up to help you cut these word cards out.



Each card has an English colour and a French colour. You need to find the next card to complete the loop.

If one card is 'red/noir' you need to find a card that starts with black.

Cut them out (only cut the dotted lines), then shuffle them before spreading them out face-up.

red

noir

black

rose

pink

bleu

blue

gris

grey

violet

purple

blanc

white

brun

brown

jaune

yellow

rouge

La couleur des fruits

Colour each fruit with the colour written on the top of each jar.

If you do not have any colouring pens or pencils leave this part.

Using the words below, label the fruit with its French name.

une orange (an orange)

une framboise (a raspberry)

une myrtille (a blueberry)


une prune (a plum)

une fraise (a strawberry)

un citron (a lemon)



vert



Example - un kiwi

jaune



rose



violet



rouge



bleu




orange



What other fruits are there?


If you colour the fruits, try to add the French colour word




une pomme
(an apple)



un raisin
(a grape)



un ananas
(a pineapple)



une banane
(a banana)



une pastèque
(a watermelon)



une mangue
(a mango)



une cerise
(a cherry)



une pêche
(a peach)



une poire
(a pear)



un citron vert
(a lime)

Did you know, a melon (not a watermelon) is called 'un melon'.

Did you know, a citron is a lemon, but a citron vert (green lemon) is the name for a lime!


Combien de fruits? (How many fruits?)

1 = un	2 = deux	3 = trois	4 = quatre	5 = cinq
6 = six	7 = sept	8 = huit	9 = neuf	10 = dix


This page is for Year 2

Il y a = There are

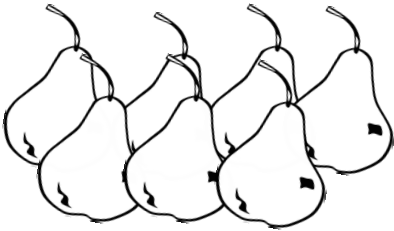
Write how many fruits there are. Use the French number word not the digit.



Il y a pommes.




Il y a bananes.




Il y a poires.



Il y a prunes.



Il y a fraises.



Il y a
(Write the name of the fruit in French.)



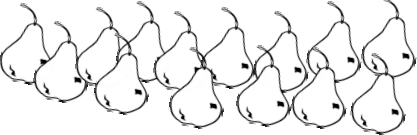







Il y a
(Write the name of the fruit in French.)

Combien de fruits? (How many fruits?)

0 = zéro	1 = un	2 = deux	3 = trois	4 = quatre	5 = cinq
6 = six	7 = sept	8 = huit	9 = neuf	10 = dix	11 = onze
12 = douze	13 = treize	14 = quatorze	15 = quinze	16 = seize	17 = dix-sept

This page is for Year 3 (*Year 2's you can have a go if you want an extra challenge)


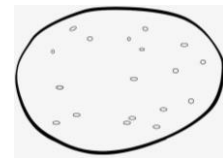
	<p>Write the French number word and fruit name</p> <p>Il y a</p>
	<p>Il y a</p>
	<p>Il y a</p>
	<p>Il y a</p>
 <p>How many grapes on the bunch?</p>	<p>Il y a</p>
	<p>Il y a</p>
	<p>Il y a</p>
	<p>Il y a</p>

Des légumes (vegetables)

Je mange des fruits et légumes. (I eat fruits and vegetables).

Je mange= I eat.


Draw a line to link the picture with its French name.



les pois (peas)
un oignon (an onion)
un champignon (a mushroom)
une tomate (a tomato)
un navet (a turnip)
un chou (a cabbage)
une carotte (a carrot)
une pomme de terre (a potato)
un broccoli (a broccoli)



Did you know, an apple is called a 'pomme' and a potato is called a 'pomme de terre', meaning apple of the ground!




Quelle couleur est le légume?

What colour is the vegetable?

Year 2 you can just list the colours if you want.

Year 3 try to write a full phrase [vegetable] + [colours]. Remember 'et' means 'and' and 'est' means 'is'.



La carotte est vert et orange.



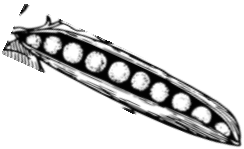
Le



Le



Le



Le



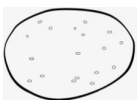
La



Le



Le



La

Draw a line from the food to the plate.

My opinion - Foods I like and dislike



les fraises



les pommes



les raisins



l'ananas



les bananes



les oignons



les poivrons

J'aime

I like...

Je n'aime pas

I don't like...

Can you add any more fruits and vegetables to your like and dislike plates?

Expressing your opinions

Have a go at writing a simple phrase in French.

Year 2 aim for 3 opinions / Year 3 aim for 5 opinions.

Start with a French opinion word and then add a fruit or vegetable.

Example [J'aime] + [pommes]. = **J'aime pommes.**

J'aime

Je n'aime pas

because



parce que

it's delicious.



c'est délicieux.

it's disgusting.



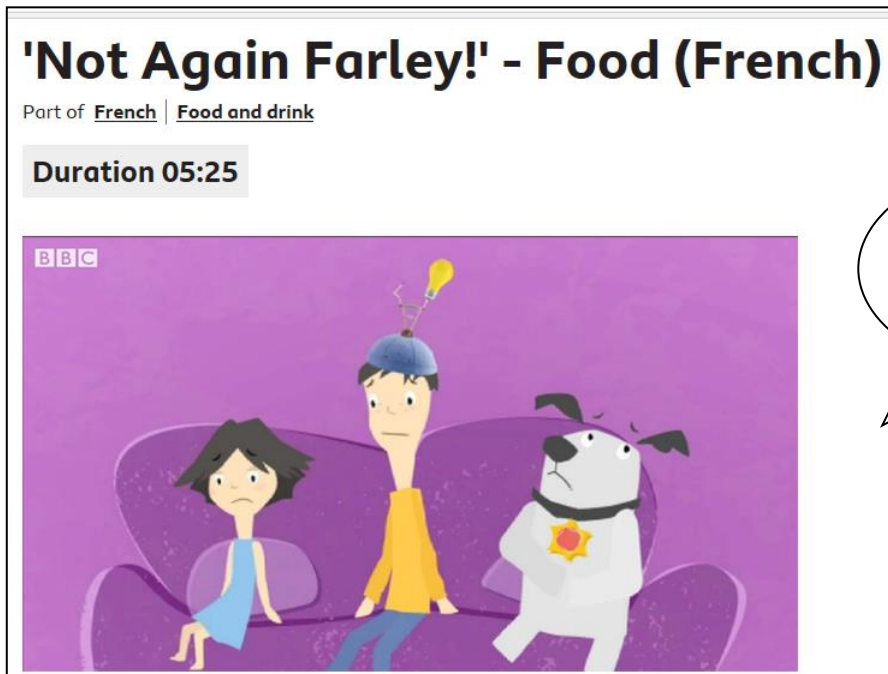
c'est dégoûtant.

Parents, this is just for interest to show what we are building towards – we don't extend opinions until Class Tees.

Optional [Internet needed]

Video:

<https://www.bbc.co.uk/bitesize/clips/z82kjxs>



How many French words can you recognise?


What fruits, vegetables and colours can you hear?

Song:

Toutes les couleurs du monde (All the colours of the world)

<https://www.bbc.co.uk/teach/school-radio/primary-school-songs-toutes-les-couleurs-du-monde/zfk3f4j>

Key words
Monde (world)
Clair (light)
Fonce (dark)



Parents – optional word cards

Your child is not expected to learn or memorise these words, they are added just for interest in case they are useful.

une pomme



une pêche



une tomate



une banane



une mangue



une orange



du raisin



un ananas



un citron



une fraise



une poire



un citron
vert



un chou



une carotte



un oignon



un brocoli



un épi de maïs



un chou-fleur



une pomme
de terre



un poivron



un céleri



une citrouille



un concombre



un champignon

